

DGA GFF TV (909 705)

- Frequency range for analogue and digital TV, also suitable for reverse LAN channels
- Arresters of type FF and GFF with integrated measuring output
- Three types for adapted use in conformity with the lightning protection zones concept at the boundaries from $0_A - 2$ (combined lightning current and surge arresters of type GFF), $0_A - 1$ (lightning current arresters of type GF) and $1 - 2$ (surge arresters of type FF)


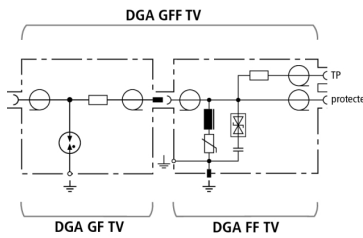
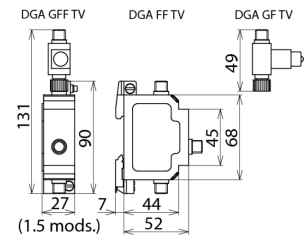


Figure without obligation



Basic circuit diagram DGA GFF TV – consisting of DGA GF TV and DGA FF TV



Dimension drawing DGA GFF TV – consisting of DGA GF TV and DGA FF TV

DGA ... TV are arresters with F socket for remote supply for 75 ohm satellite and broadband cable systems. They fulfil the high shielding requirements of class A according to EN 50083-2. They allow space-saving installation into all common TV and satellite applications and are available as lightning current arresters, surge arresters as well as combined lightning current and surge arresters with integrated measuring output for testing installations.

Type	DGA GFF TV
Part No.	909 705
SPD class	TYPE I TYPE B PI
Max. continuous operating d.c. voltage (U_c)	24 V
Nominal current (I_n)	2 A
D1 Lightning impulse current (10/350 μ s) (I_{imp})	2.5 kA
C2 Nominal discharge current (8/20 μ s) (I_n)	10 kA
Voltage protection level for I_{imp} D1 (U_p)	≤ 230 V
Voltage protection level for I_n C2 (U_p)	≤ 300 V
Voltage protection level at 1 kV/ μ s C3 (U_p)	≤ 60 V
Frequency range	d.c., 5-2400 MHz
Insertion loss 5 - 862 MHz typ.	1.7 dB
Insertion loss 862 - 2400 MHz typ.	1.9 dB
Return loss (5 - 8 MHz)	≥ 10 dB
Return loss (8 - 47 MHz)	≥ 14 dB
Return loss (47 - 2400 MHz)	≥ 18 dB (-1.5 dB/octave)
Return loss test socket (5 - 47 MHz)	≥ 18 dB
Test socket connection loss	20 dB
Shield attenuation 5 - 300 MHz	≥ 85 dB
Shield attenuation 300 - 470 MHz	≥ 80 dB
Shield attenuation 470 - 1000 MHz	≥ 75 dB
Shield attenuation 1000 - 2400 MHz	≥ 55 dB
Characteristic impedance (Z)	75 ohms
Operating temperature range	-40°C...+80°C
Degree of protection (if lines are connected)	IP 30
For mounting on	35 mm DIN rails acc. to EN 60715 or wall mounting
Connection (input/output)	F socket / F socket
Earthing via	DIN rail or screw connection
Enclosure material	metal
Colour	bare surface
Test standards	IEC 61643-21 / EN 61643-21
Approvals	GOST
Accessories	2 x F plug
Weight	283 g
Customs tariff number	85363090
GTIN	4013364105706
PU	1 pc(s)

We reserve the right to introduce changes in performance, configuration and technology, dimensions, weights and materials in the course of technical progress. The figures are shown without obligation.