

FS 9E PB 6 (924 017)

- Adapted to Profibus-DP
- Transmission up to 12 MBit/s
- For installation in conformity with the lightning protection zones concept at the boundaries from 1 – 2 and higher


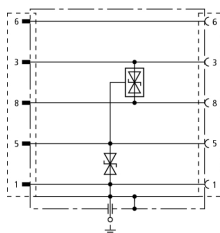
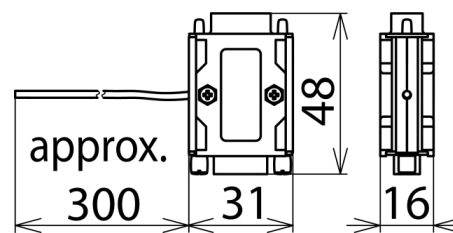


Figure without obligation



Basic circuit diagram FS 9E PB 6



Dimension drawing FS 9E PB 6

Surge arrester for Profibus-DP. 9-pin D-SUB version, pin 6 unprotected for the programming interface.

Type	FS 9E PB 6
Part No.	924 017
SPD class	TYPE 4 Pt
Nominal voltage (U_N)	6 V
Max. continuous operating d.c. voltage (U_C)	7 V
C1 Nominal discharge current (8/20 μ s) line-line (I_n)	0.2 kA
C1 Nominal discharge current (8/20 μ s) line-SG (I_n)	0.2 kA
C1 Nominal discharge current (8/20 μ s) SG-PG (I_n)	0.4 kA
C2 Nominal discharge current (8/20 μ s) line-line (I_n)	0.2 kA
C2 Nominal discharge current (8/20 μ s) line-SG (I_n)	0.2 kA
C2 Nominal discharge current (8/20 μ s) SG-PG (I_n)	0.4 kA
Voltage protection level line-line for I_n C1 (U_p)	≤ 32 V
Voltage protection level line-SG for I_n C1 (U_p)	≤ 32 V
Voltage protection level SG-PG for I_n C1 (U_p)	≤ 25 V
Voltage protection level line-line at 1 kV/ μ s C3 (U_c)	≤ 25 V
Voltage protection level line-SG at 1 kV/ μ s C3 (U_p)	≤ 25 V
Voltage protection level SG-PG at 1 kV/ μ s C3 (U_p)	≤ 18 V
Cut-off frequency (f_c)	90 MHz
Capacitance line-line (C)	25 pF
Capacitance line-SG (C)	35 pF
Operating temperature range	-40°C...+80°C
Degree of protection	IP 40
For mounting on	D-SUB (2 threaded screws 4/40 UNC)
Connection (input/output)	D-SUB 9 plug / D-SUB 9 socket
Pinning	line: 3/8, SG: 5, PG: 1, 6: unprotected
Earthing via	outgoing earthing conductor (0.75 mm ²)
Length of the connecting lead	300 mm (PG)
Enclosure material	plastic, metallised
Colour	silver
Test standards	IEC 61643-21 / EN 61643-21
Approvals	GOST
Weight	30 g
Customs tariff number	85363010
GTIN	4013364045934
PU	1 pc(s)

We reserve the right to introduce changes in performance, configuration and technology, dimensions, weights and materials in the course of technical progress. The figures are shown without obligation.