

## STC 230 (924 350)

- Acoustic fault indication
- For installation in combination with standard earthed socket outlets
- Independent of the the socket outlet design


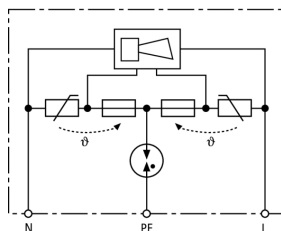
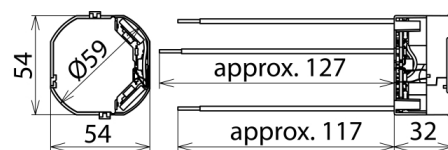


Figure without obligation



Basic circuit diagram STC 230



Dimension drawing STC 230

Two-pole surge arrester to be snapped on earthed socket outlets

Type	STC 230
Part No.	924 350
SPD according to EN 61643-11	Type 3
SPD according to IEC 61643-1/-11	Class III
Nominal a.c. voltage ( $U_N$ )	230 V
Max. continuous operating a.c. voltage ( $U_C$ )	255 V
Nominal discharge current (8/20 $\mu$ s) ( $I_n$ )	3 kA
Total discharge current (8/20 $\mu$ s) [L+N-PE] ( $I_{total}$ )	5 kA
Combined impulse ( $U_{OC}$ )	6 kV
Combined impulse [L+N-PE] ( $U_{OC total}$ )	10 kV
Voltage protection level [L-N] ( $U_P$ )	$\leq 1.25$ kV
Voltage protection level [L/N-PE] ( $U_P$ )	$\leq 1.5$ kV
Response time [L-N] ( $t_A$ )	$\leq 25$ ns
Response time [L/N-PE] ( $t_A$ )	$\leq 100$ ns
Max. mains-side overcurrent protection	16 A gL/gG or B 16 A
Short circuit withstand capability for mains-side overcurrent protection with 16 A gL/gG	6 kA <sub>rms</sub>
Temporary overvoltage (TOV) [L-N] ( $U_T$ )	335 V / 5 sec.
Temporary overvoltage (TOV) [L/N-PE] ( $U_T$ )	400 V / 5 sec.
Temporary overvoltage (TOV) [L+N-PE] ( $U_T$ )	1200 V + $U_{CS}$ / 200 ms
TOV characteristic [L-N]	withstand
TOV characteristic [L/N-PE]	withstand
TOV characteristic [L+N-PE]	safe
Operating temperature range ( $T_U$ )	-25°C...+40°C
Fault indication	acoustic signal on
Number of ports	1
Terminal wires	1 mm <sup>2</sup> , 120 mm long
For mounting on	standard earthed socket outlets
Enclosure material	thermoplastic, red, UL 94 V-2
Place of installation	indoor installation
Degree of protection of installed device	IP 20
Dimensions	54 x 54 x 32 mm
Indication of disconnecter	acoustic signal on
Weight	34 g
Customs tariff number	85363010
GTIN	4013364076709
PU	1 pc(s)

We reserve the right to introduce changes in performance, configuration and technology, dimensions, weights and materials in the course of technical progress. The figures are shown without obligation.