


TECHNICAL DATA SHEET

LPI® DLSF Surge Filters

Features

- 3-Stage protection ensures lowest let-through voltage to protected equipment
- Suitable for single phase TT, TN-S and TN-C-S distribution systems
- Impulse discharge current rating of 25 kA + 25 kA 8/20 μ s Ph-N
- Provides protection in all modes: L1-L2, L1-GND, L2-GND
- Designed to withstand fault and over-voltage conditions as per IEC 61643
- Non-saturating inductors – dv/dt of the incoming surge reduced by up to 100 times
- Internal thermal fusing of protection elements ensures safe end-of-life operation

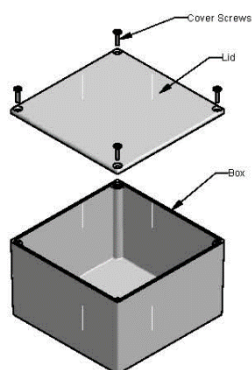


Technical Specifications

Description	DLSF-XXA-24V	DLSF-XXA-230V	DLSF-XXA-385V	DLSF-XXA-480V
Nominal Operating Voltage, U_n :	12-24 V AC or DC	110 V _{AC} (50/60 Hz)	240 V _{AC} (50/60 Hz)	277 V _{AC} (50/60 Hz)
Max Continuous Operating Voltage: U_c	30 V _{AC} / 38 V _{DC}	230 V _{AC}	385 V _{AC}	480 V _{AC}
Maximum Load Current: I_L DLSF-8A-xxxV DLSF-16A-xxxV DLSF-20A-xxxV			8 A 16 A 20 A	
Voltage Protection Level: U_P	< 80 V	< 700 V	< 1200 V	< 1500 V
Power distribution systems:	Low Voltage DC	TT, TN-S, TN-C-S (MEN)		
Maximum Surge Rating: $I_{MAX}(8/20\mu s)$ L – L L – GND	8 kA + 8 kA 8 kA	25 kA + 25 kA 25 kA		
Nominal Surge Rating, $I_n(8/20\mu s)$ L – L L – GND	4 kA + 4 kA 4 kA	10 kA + 10 kA 10 kA		
Operating time:	< 1 ns			
Protection status indication:	LED indicators for POWER and PROTECTION OK			
Remote Status indication:	Normally Closed voltage free alarm contact			
Operating Environment:	-40°C to +50°C, 0 – 95% humidity			
Warranty:	5 years - Contact LPI for full warranty details			

TECHNICAL DATA SHEET

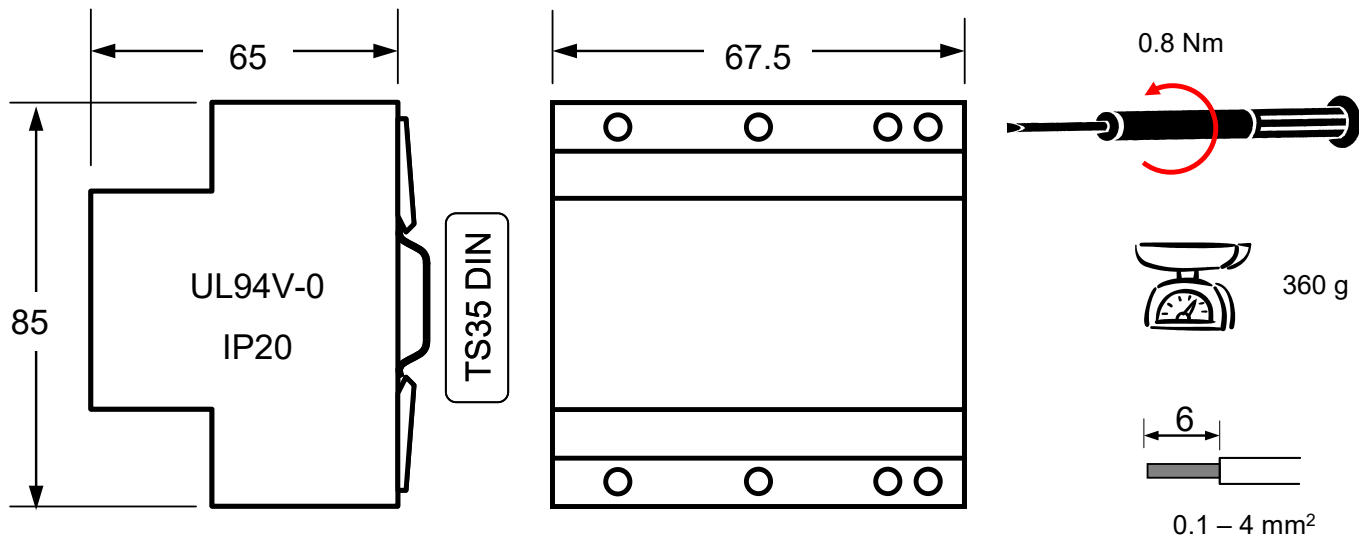
Ordering Code	Description	Rated Voltage L-L	Rated Current
DLSF-8A-24V	Surge Filter, 1Ph, 30 VAC, 8 A, 8 kA+8 kA 8/20 μ s L-L, Power & Status Indication, Alarm Contacts	12 – 24 V _{AC/DC}	8 A
DLSF-16A-24V	Surge Filter, 1Ph, 30 VAC, 16 A, 8 kA+8 kA 8/20 μ s L-L, Power & Status Indication, Alarm Contacts	12 – 24 V _{AC/DC}	16 A
DLSF-20A-24V	Surge Filter, 1Ph, 30 VAC, 20 A, 8 kA+8 kA 8/20 μ s L-L, Power & Status Indication, Alarm Contacts	12 – 24 V _{AC/DC}	20 A
DLSF-8A-230V	Surge Filter, 1Ph, 230 VAC, 8 A, 25 kA+25 kA 8/20 μ s L-L, Power & Status Indication, Alarm Contacts	100 – 120 V _{AC} (50-60 Hz)	8 A
DLSF-16A-230V	Surge Filter, 1Ph, 230 VAC, 16 A, 25 kA+25 kA 8/20 μ s L-L, Power & Status Indication, Alarm Contacts	100 – 120 V _{AC} (50-60 Hz)	16 A
DLSF-20A-230V	Surge Filter, 1Ph, 230 VAC, 20 A, 25 kA+25 kA 8/20 μ s L-L, Power & Status Indication, Alarm Contacts	100 – 120 V _{AC} (50-60 Hz)	20 A
DLSF-8A-385V	Surge Filter, 1Ph, 385 VAC, 8 A, 25 kA+25 kA 8/20 μ s L-L, Power & Status Indication, Alarm Contacts	200 – 240 V _{AC} (50-60 Hz)	8 A
DLSF-16A-385V	Surge Filter, 1Ph, 385 VAC, 16 A, 25 kA+25 kA 8/20 μ s L-L, Power & Status Indication, Alarm Contacts	200 – 240 V _{AC} (50-60 Hz)	16 A
DLSF-20A-385V	Surge Filter, 1Ph, 385 VAC, 20 A, 25 kA+25 kA 8/20 μ s L-L, Power & Status Indication, Alarm Contacts	200 – 240 V _{AC} (50-60 Hz)	20 A
DLSF-8A-480V	Surge Filter, 1Ph, 480 VAC, 8 A, 25 kA+25 kA 8/20 μ s L-L, Power & Status Indication, Alarm Contacts	220 – 277 V _{AC} (50-60 Hz)	8 A
DLSF-16A-480V	Surge Filter, 1Ph, 480 VAC, 16 A, 25 kA+25 kA 8/20 μ s L-L, Power & Status Indication, Alarm Contacts	220 – 277 V _{AC} (50-60 Hz)	16 A
DLSF-20A-480V	Surge Filter, 1Ph, 480 VAC, 20 A, 25 kA+25 kA 8/20 μ s L-L, Power & Status Indication, Alarm Contacts	220 – 277 V _{AC} (50-60 Hz)	20 A



Add M to prefix for separate metal enclosure

TECHNICAL DATA SHEET

Mechanical Details



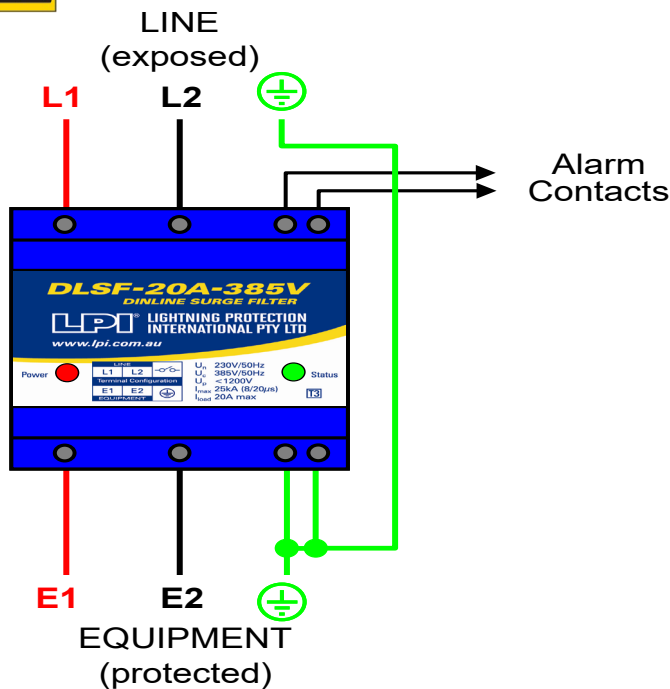
Installation Guide for DLSF



All installation work **must** be carried out by licensed electrical personnel in accordance with local standards and regulations.



The power **must** be disconnected. Ensure no dangerous voltages exist prior to commencing installation work.



POWER		
STATUS		
ALARM CONTACTS		